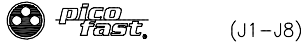
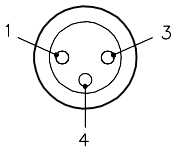


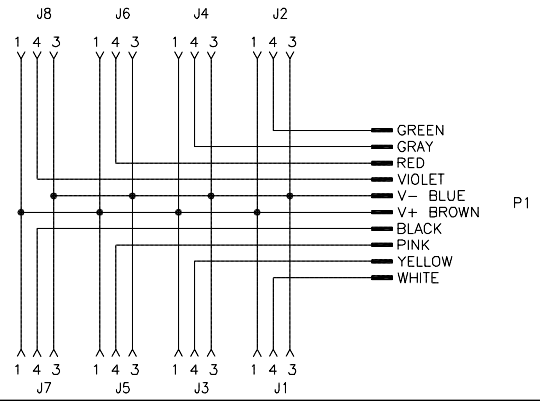
FEMALE END VIEW

WIRING DIAGRAM

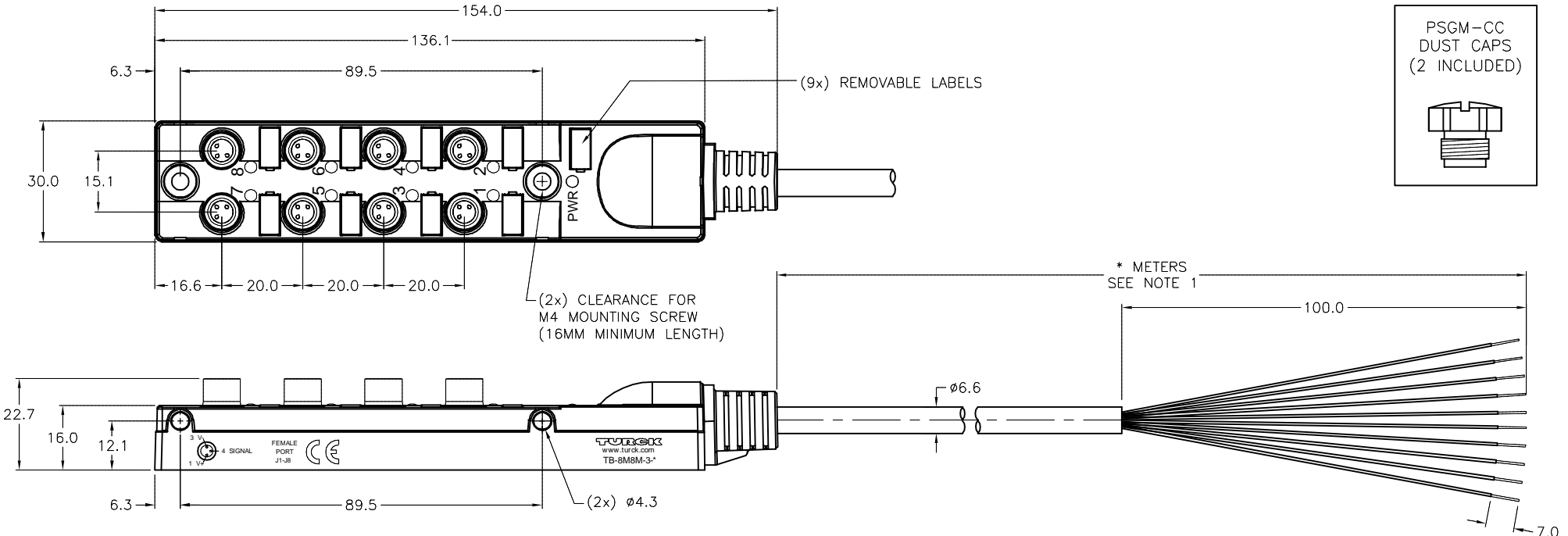
SPECIFICATIONS



(J1-J8)



HOUSING MATERIAL/COLOR	NYLON/BLACK
RECEPTACLE MATERIAL/PLATING	BRASS/NICKEL (J1-J8)
CONTACT CARRIER MATERIAL	NYLON (J1-J8)
O-RING MATERIAL	FKM/FPM
CONTACTS MATERIAL/PLATING	BRASS/GOLD
OPERATING VOLTAGE	30 VDC
OPERATING CURRENT	2.0 A PER SIGNAL/6.0 A TOTAL
PROTECTION CLASS to DIN 40050	IEC IP67, IP68, IP69K: ONLY WHEN ALL RECEPT. ARE COVERED WITH PLUGS OR CONNECTED
OPERATING TEMPERATURE	-40°C to +85°C (-40°F to +185°F)
CABLE DATA	
NUMBER OF CONDUCTORS	10x24 AWG
CONDUCTOR INSULATION MATERIAL	PVC
CABLE JACKET MATERIAL/COLOR	PVC/BLACK



CABLE LENGTH	TOLERANCE*
ALL LENGTHS	+ 4% (OR 50mm) OF LENGTH - 0% (OR 0mm) OF LENGTH WHICHEVER IS GREATER
STRIP LENGTH	TOLERANCE*
0-7mm	±0.5mm
8-29mm	±1.0mm
30-49mm	±2.0mm
50-69mm	±3.0mm
70-100mm	±4.0mm
OVER 100mm	±5.0mm

* UNLESS OTHERWISE SPECIFIED

NOTES:
1. "*" INDICATES CABLE LENGTH IN METERS. CONTACT TURCK TO ORDER SPECIFIC LENGTHS.

SOURCE DRAWING - FOR REFERENCE ONLY

B	ADDED CE	ER	01/14/19	68151
REV	DESCRIPTION	BY	DATE	ECO NO.

RELATED DOCUMENTS 1. 2. 3. 4.	3RD ANGLE PROJECTION 	THIS DRAWING IS CONFIDENTIAL AND THE PROPERTY OF TURCK INC. USE OF THIS DOCUMENT WITHOUT WRITTEN PERMISSION IS PROHIBITED.		<p>3000 CAMPUS DRIVE MINNEAPOLIS, MN 55441 1-800-544-7769 (763) 553-7300 (763) 553-0708 fax www.turck.us</p>	
		DRFT	RDS		
MATERIAL	SEE SPECIFICATIONS	APVD	L.F.	SCALE	1=1.5
FINISH	SEE SPECIFICATIONS	UNIT OF MEASUREMENT		IDENTIFICATION NO.	
		MILLIMETERS		REV	
		DO NOT SCALE THIS DRAWING		B	
				FILE: 777039475	SHEET 1 OF 1